

4

3

2

1

REVISION DATA

REV	DESCRIPTION	DATE
A0	NEW DRAWING	2015-12-15

Specification

Material:

Contact Material: Brass

Contact plating: Au or Sn Over30-50u" Ni

Insulator Material: Black Polyester UL94V-0

Standard: PA6T/PA9T/LCP+30%G.F

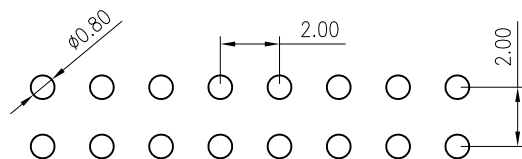
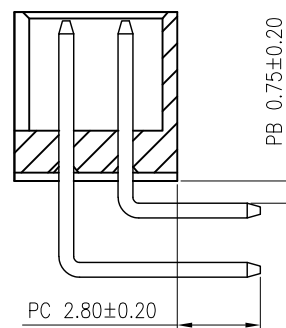
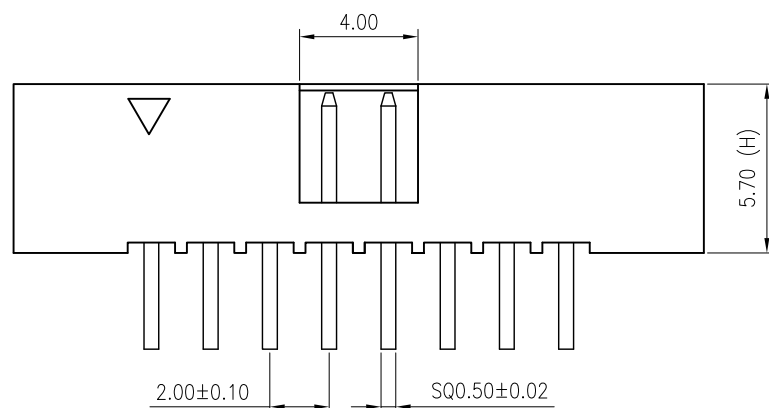
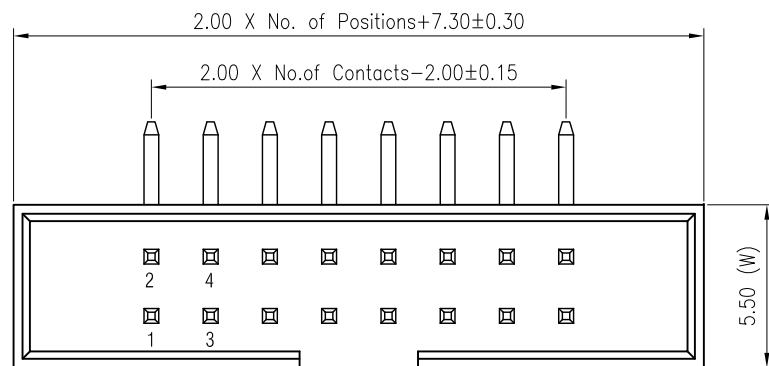
Electrical:

Current rating: 2.0Amps/contact max.

Contact resistance: $\leq 20\text{m}\Omega/\text{contact}$ Insulation resistance: $\geq 1000\text{M}\Omega$ at $V=100\text{V}$

Withstanding Voltage: 500V AC/minute

Mechanical:

Operating temperature: -40°C to $+105^{\circ}\text{C}$ Wave soldering temperature: $255\pm 5^{\circ}\text{C}$, 10s

P.C.B LAYOUT

PROJECT	PB (mm)	PC (mm)
Standard	0.75	2.80
Specified		

BD01	2XX1	R	XX	X	B	N	X	R001
Product Descriptions BD01 H5.7 W5.5	No. of Positions 03-25P	Angle Type R Right Angle	Contact Plated SN Tin120u" MT 锡120u" GF Gold 0.8u" G1 Au1u" G3 Au3u" G4 Au5u" G6 Au10u" G7 Au15u" G8 Au30u" GA Au1.5u" S1 半金锡1u"	Insulator Material C PA6T E PA9T F LCP	Insulator Color B Black	Insulator Feature N Without Peg	Packing Options A PE Bag B Tray C PVC Box D Tube	Series No. R001 L10.5/14.5 PB0.80 PC2.8

GSAMTEK® 东莞市广溯电子科技有限公司
DONGGUAN GUANG SU ELECTRONIC TECHNOLOGY CO.,LTD

TOLERANCE	PROJECTON	TITLE:
ANGLE $\pm 5^{\circ}$	DATE : 2015-12-15	双排90度筒牛 PH2.0 H5.7 L10.5/14.5 PB0.75 PC2.8
X.XXX ± 0.10	DRAWN : SAMTEK	PART NO. BD012XX1RXXXBNXR001
X.XX ± 0.20	CHECKED :	DRAWING NO.
X.X ± 0.30	APPROVED :	REV: A0 UNIT: mm SCALE: 3:1 SIZE: A4
X. ± 0.50		

4

3

2

1