

4

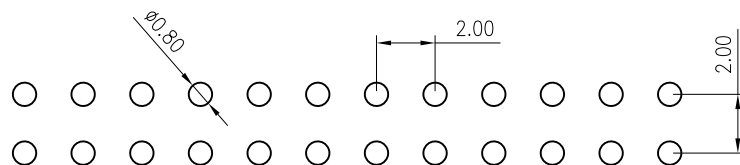
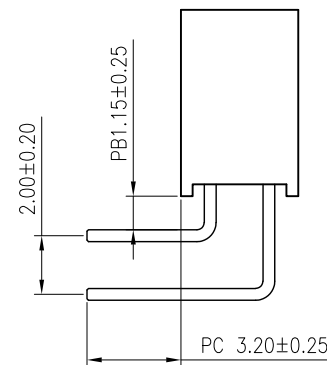
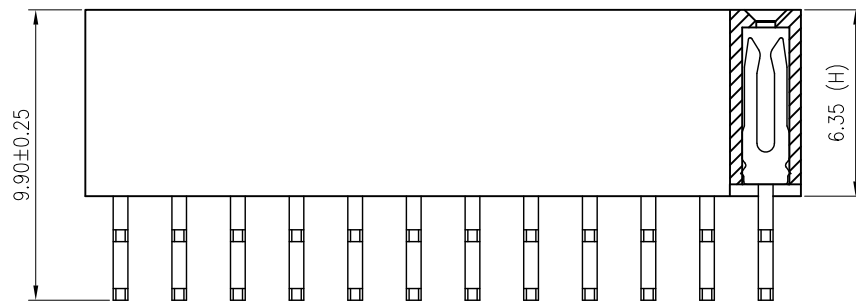
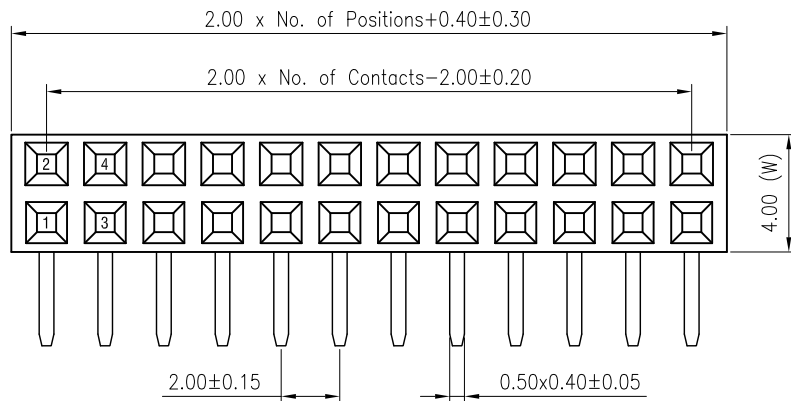
3

2

1

REVISION DATA

REV	DESCRIPTION	DATE
A0	NEW DRAWING	2015-03-02



P.C.B LAYOUT

Specification

Material:

Contact Material: Brass

Contact plating: Au or Sn Over 30-50u" Ni

Insulator Material: Black Polyester UL94V-0

Standard: PA6T/PA9T/LCP + 30%G.F

Electrical:

Current rating: 2.0Amps/contact max.

Contact resistance: ≤ 20mΩ/contact

Insulation resistance: ≥ 1000MΩ at V=100V

Withstanding Voltage: 500V AC/minute

Mechanical:

Operating temperature: -40°C to +105°C

Wave soldering temperature: 255 ± 5°C, 10s

PROJECT	PB (mm)	PC (mm)
Standard	1.15	3.2
Specified		

FD15	2XX1	R	XX	B	X	B	N	X	R00
Product Descriptions FD15 H6.35 W4.0	No. of Positions 02-40P	Angle Type R Right Angle	Contact Plated SN Tin120u" MT 雾锡120u" GF Gold 0.8u" G1 Au1u" G3 Au3u" G4 Au5u" G6 Au10u" G7 Au15u" G8 Au30u" GA Au1.5u" S1 半金锡1u"	Contact Material B C2680	Insulator Material C PA6T E PA9T F LCP	Insulator Color B Black	Insulator Feature N Without Peg	Packing Options A PE Bag B Tray C PVC Box D Tube	Series No. R00 PC3.2mm PB1.15

GSAMTEK® 东莞市广溯电子科技有限公司
DONGGUAN GUANG SU ELECTRONIC TECHNOLOGY CO.,LTD

TOLERANCE	PROJECTON		TITLE:
ANGLE ±5°	DATE :	2015-03-02	双排90度排母 PH2.0 H6.35 Y型 PB1.15 PC3.2
X.XXX ±0.10	DRAWN :	SAMTEK	PART NO. FD152XX1RXBXBNXR00
X.XX ±0.20	CHECKED :		DRAWING NO.
X.X ±0.30	APPROVED :		REV: A0 UNIT: mm SCALE: 3:1 SIZE: A4
X. ±0.50			

4

3

2

1