

REVISION DATA		
REV	DESCRIPTION	DATE
A0	NEW DRAWING	2015-07-18

Specification

Material:

Contact Material: Brass

Contact plating: Au or Sn Over30-50u" Ni

Insulator Material: Black Polyester UL94V-0

Standard: PBT/PA6T/PA9T/LCP+30%G.F

Electrical:

Current rating: 3.0Amps/contact max.

Contact resistance: $\leq 20\text{m}\Omega/\text{contact}$

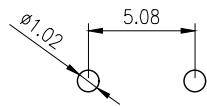
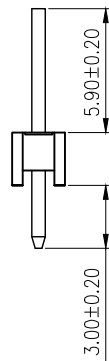
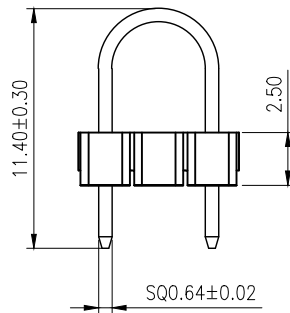
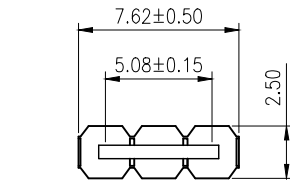
Insulation resistance: $\geq 1000\text{M}\Omega$ at $V=100\text{V}$

Withstanding Voltage: 1000V AC/minute

Mechanical:

Operating temperature: -40°C to $+105^{\circ}\text{C}$

Wave soldering temperature: $255 \pm 5^{\circ}\text{C}$, 10s



P.C.B LAYOUT

PF05	1XX1	D	XX	X	B	N	A	DU01
Product Descriptions PF05 H2.5 W2.5	No. of Positions 02-40P	Angle Type D Straight	Contact Plated SN Tin120u" MT 雾锡120u" GF Gold 0.8u" G1 Au1u" G3 Au3u" G4 Au5u" G6 Au10u" G7 Au15u" G8 Au30u" GA Au1.5u" S1 半金锡1u"	Insulator Material A PBT C PA6T E PA9T F LCP	Insulator Color B Black	Insulator Feature N Without Peg	Packing Options A PE Bag	Series No. DU01 L11.4mm PA5.9 PC3.0

GSAMTEK® 东莞市广溯电子科技有限公司
DONGGUAN GUANG SU ELECTRONIC TECHNOLOGY CO.,LTD

TOLERANCE	PROJECTON		TITLE:
ANGLE $\pm 5^{\circ}$	DATE:	2015-07-18	单排180度U型排针 PH5.08 H2.5 2P L11.4 PA5.9 PC3.0
X.XXX ± 0.10	DRAWN:	SAMTEK	PART NO. PF051031DXXXBNADU01
X.XX ± 0.20	CHECKED:		DRAWING NO.
X.X ± 0.30	APPROVED:		REV: A0 UNIT: mm SCALE: 3:1 SIZE: A4
X. ± 0.50			